



St. ANDREWS SCOTS SCHOOL

Adjacent Navniti Apartments, I.P. Extension (Patparganj), Delhi-110092

Session 2025-2026

Class:Prep



SUMMER HOLIDAY HOMEWORK

Name-_____ Class_____



Paste your family picture here.



Summer Holiday

"Summer is messy, Summer is fun,
Trips to the beach, In the hot, hot Sun.
Let's give summer, A big fat cheer!
Summer is the best time of the year."

Children are born with natural curiosity and inquisitiveness about the world around them. It is important for us to help them keep this spark alive and to make learning fun. So, enjoy your vacation this summer.

Play, read and have fun.

Let every moment of this vacation be a time to unite, connect and enjoy beautiful moments with your child.



GENERAL INSTRUCTIONS



Summer days are hot and humid..
So children try to stay indoor...



Play word building. Play
puzzle games...



Focus less on mobile phones
and video games...



**Eat healthy and juicy food...
Eat less junk food....**



Wake up early in the morning... Brush your teeth twice a day...



Use dustbin to throw garbage....



Try to speak in English most of the time....

Here are some activities given to help your child become independent and confident.

- Buttoning and Unbuttoning.
- Hanging school bags.
- Keep belongings back in their place.
- Filling the water bottles.
- Keeping your room clean and well- organized.
- Opening and closing tiffin box.

Alone we can do so little; together we can do so much. (Social skills)

- Wish your elders with a smile .
- Go outdoor and play with your friends .
- Share things with your friends.
- Use magical words: Sorry, Please, Excuse Me, Thank You.

One, who maintains cleanliness, keeps away diseases. (Personal Hygiene)

- Brushing teeth twice a day.
- Bathing everyday.
- Washing hands before and after meals.
- Trimming nails regularly.

Children are made readers on the laps of their parents.

- Make reading a regular practice with pictures and large text.
- Read out value based stories from Panchatantra.
- Make bed- time stories a part of your child's daily routine.

Holiday Homework

Instructions

- Make your ward learn spelling of his / her name.
- Make a spiral of holiday homework.
- Bind all the books and notebook & labelled it properly.

Numbers Workbook

Revise (pre number concept Page no. 1 to 9)

- Revise Counting 1 to 50

English Rhymes

- . Oh! God
- . One two buckle my shoes

Hindi Rhymes

- . छोटे बच्चे हम नादान
- . सूरज निकल मिटा अँधेरा

GK Oral

Revise April & May months questions

Fusion & Fission

- Page no. 6 - Cotton bud activity
- Page no. 17 - Pencil shaving activity
- Page no. 18 - Bindi pasting activity

English

- a to z with phonics sound
- Phonics Adventures book -
- Revise chapter Vowels and Consonants
- a family word "at " and "ag" sound words.


Hindi

- स्वर अ से अ: व्यंजन क और ख

EVS

Revise chapters

- Myself
- My family
- Our Sense Organs





ENGLISH

Write the missing letter.



Practicing letter tracing and Writing.



a	a	
b	b	
c	c	
d	d	
e	e	
f	f	
g	g	
h	h	
i	i	
j	j	
k	k	
l	l	
m	m	

n	n	
o	o	
p	p	
q	q	
r	r	
s	s	
t	t	
u	u	
v	v	
w	w	
x	x	
y	y	
z	z	

Cut and paste the pictures
according to letters

a	b	c	d	e	f	g	h	i	j


k	l	m	n	o	p	q	r	s	t

@rizkiputris

u	v	w	x	y	z



Write the vowels according to their shapes.



'at' Sound words



___ at

cat



___ at

at




___ at

at



___ at

at



___ at

at



___ at

at

'ag' sound words

Write the correct letter to complete the word of the matching picture, and write the complete words on the right.



	a	g
--	---	---



	a	g
--	---	---



	a	g
--	---	---



	a	g
--	---	---



	a	g
--	---	---



HINDI

चित्र देखकर पहला अक्षर लिखो -



Handwriting practice box with a dot on the top line.



Handwriting practice box with a dot on the top line.



Handwriting practice box with a dot on the top line.



Handwriting practice box with a dot on the top line.



Handwriting practice box with a dot on the top line.



Handwriting practice box with a dot on the top line.



Handwriting practice box with a dot on the top line.



Handwriting practice box with a dot on the top line.



Handwriting practice box with a dot on the top line.

अः

Handwriting practice box with a dot on the top line.



Handwriting practice box with a dot on the top line.



Handwriting practice box with a dot on the top line.



Handwriting practice box with a dot on the top line.

अ से अः तक लिखो।

• • • •

• • • •

• • • •

•

खाली जगह पर सही अक्षर लिखो।

अ — इ — उ

— ऋ ए — ओ

— अं —

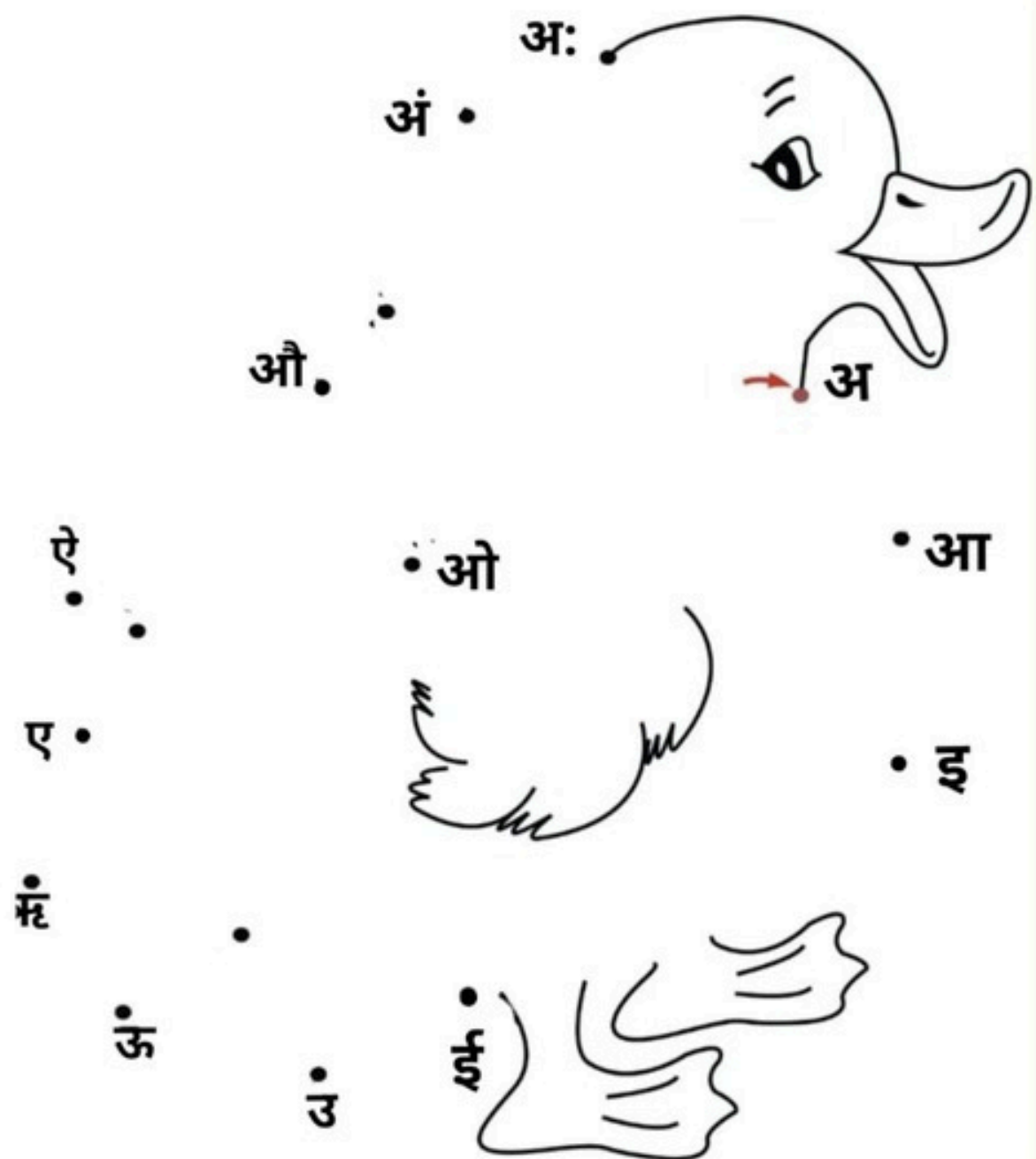
ऋ अक्षर पहचान कर गोला लगाओ।

ऋ



ई	ऋ	उ	ट	ब
न	ऊ	स	ऋ	ई
ऊ	ऋ	म	इ	उ
उ	ई	ऋ	ऊ	व
त	ई	ऋ	ऊ	झ

बिंदुओं को मिलाकर चित्र पूरा करो और रंग भरो -



क



क

क

क

क

.

.

.

.

.

.

.

.

.

.

.

.

.

.

.

.

.

.

.

.

.

.

.

.

ख



ख

ख

ख

ख

.

.

.

.

.

.

.

.

.

.

.

.

.

.

.

.

.

.

.

.

.

.

.

.



EVs

How many do you have?



Eyes



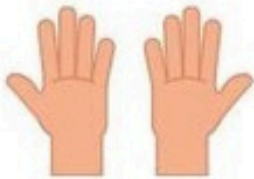
Mouth



Nose



Ears



Fingers








Neck



Legs

My Five Senses

Match the pictures to the correct senses.



IS IT A GOOD HABIT?

Color Yes and No Block.



Brushing teeth

YES

NO



Running

YES

NO



Fighting

YES

NO



Watching TV

YES

NO



Bathing

YES

NO



Eating junk food

YES

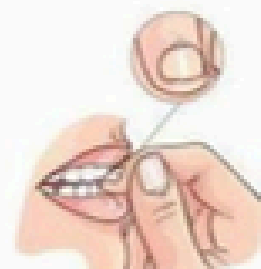
NO



Washing hands

YES

NO



Flossing teeth

YES

NO



Screen time

YES

NO

MY SELF

PASTE YOUR PHOTOGRAPH



1. My name is _____
2. I am _____ years old.
3. Write your mother's mobile number _____
4. Write your father's mobile number _____



MATHS


NUMBER MISSING WORKSHEET

1		3		5		
	9					14
			18		20	
22				26		
		31				35
				40		
		45				49
50						


Write the missing numbers

1		11				31		
				22				
		13				33		
4								44
				25				
		16						
						37		
8				28				48
		19						
10				30				50


Count and Match.




9




4




3



7









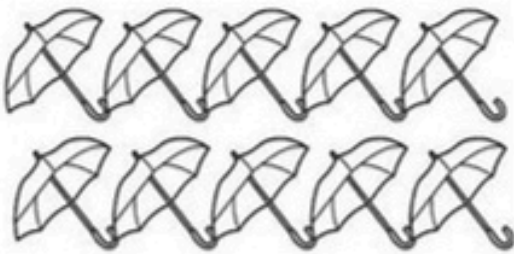

5



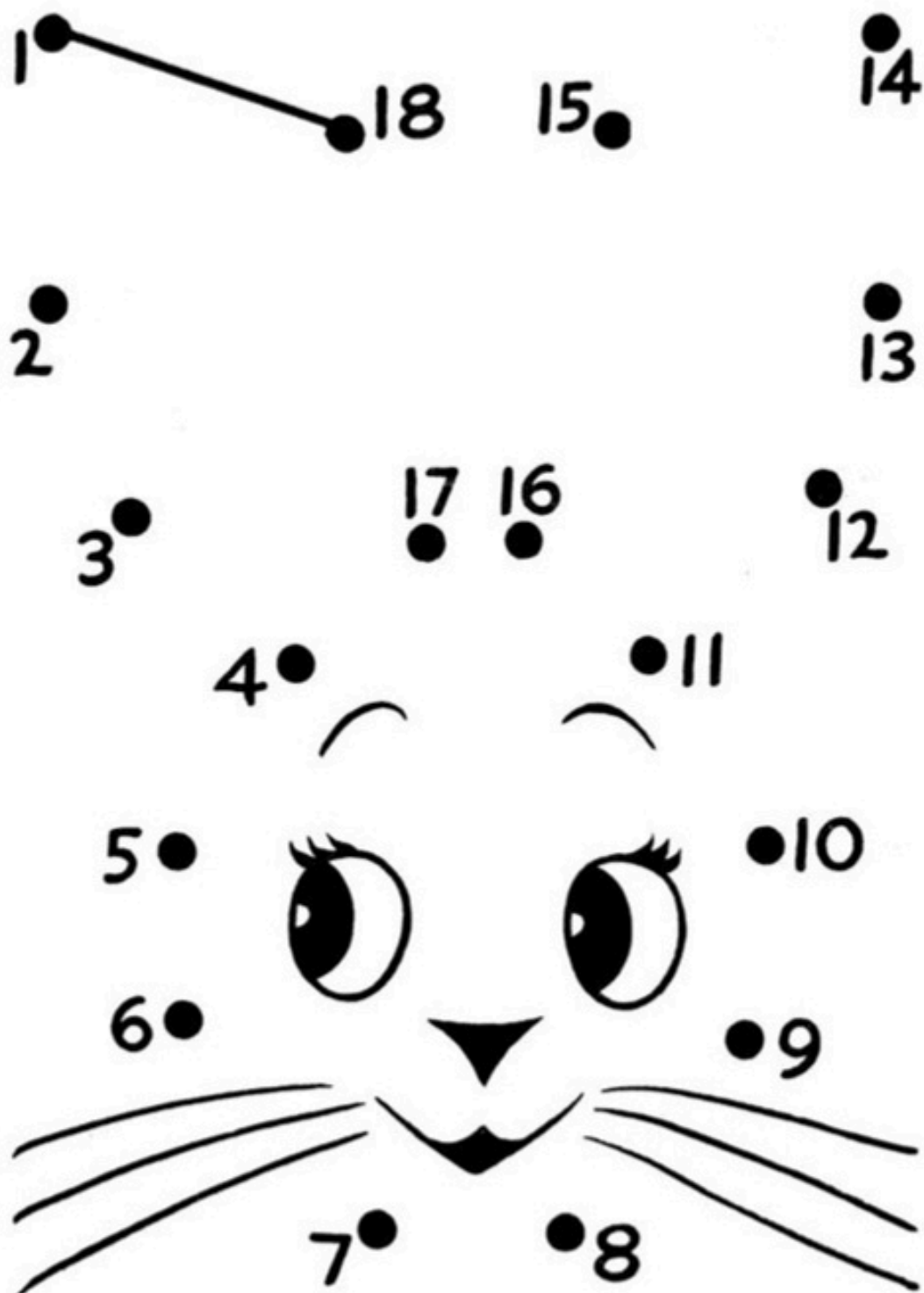
8

FALL COUNTING


Count and circle the number in each box.

 5 4 3 2	 5 4 3 2
 7 8 9 10	 10 8 7 5
 8 5 4 3	 7 8 9 10
 10 9 8 7	 9 8 7 6

Join the dots and colour it.



Find and colour the number 3






DRAWING

Look and fill the colour



Colour the owl



1

RED

2

YELLOW

3

PURPLE

4

BLUE

5

GREEN

6

ORANGE

ACTIVITY

Happy Father's Day

Father's Day Activity: Cooking Without Fire :
Nacho Crisps for Kids

Ingredients:

- Cornitos Nacho Crisps
- Cheese slices or shredded cheese
- Salsa
- Mashed avocado (optional)
- Diced tomatoes
- Jalapeños
- Lemon
- Chaat Masala



Steps:

1. Arrange chips on a plate.
2. Add cheese slices or sprinkle shredded cheese.
3. Drizzle salsa.
4. Top with mashed avocado (guacamole).
5. Add diced tomatoes or jalapeños (if kids like).



Activity:

- Kids will assemble the nachos.
- Serve it to their father.
- Capture a photograph.
- Share the photo with your class teacher.

This activity encourages kids to get creative and spend quality time with their fathers.

NOTE:-

CLICK A PHOTOGRAPH WITH YOUR FATHER WHILE DOING THE
ACTIVITY AND SHARE IT WITH YOUR CLASS TEACHER ON FATHER'S
DAY

Father's Day Card Making Activity

Card Theme: "Dad's Special Shirt"

Materials:

1. A4 size sheet (light colour)
2. Colourful paper (for bow tie)
3. Scissors
4. Glue
5. Small buttons
6. Markers/crayons



Instructions

1. Shirt Base:

- Take the A4 size sheet and fold it in half vertically to create the card format.

2. Cut a thin strip of white paper and stick it in the middle as shown in the picture.

3. Paper Bow Tie:

4. Cut a strip of colorful paper (about 2-3 inches long and 1 inch wide).

- Twist the paper strip in the middle to form a bow shape.
- Secure the twist with a small dab of glue.
- Attach the bow tie to the top part of the shirt using glue.

5. Buttons: Glue small buttons down shirt's center.

6. *Inside Message:* Write "I Love You Dad" in bold letters.

7. Decorations: Use markers/crayons to add patterns/colours.

Creative Ideas:*

1. Add dad's favorite colours/patterns.
2. Draw small pictures (e.g., cars, sports) related to dad's interests.
3. Use glitter, stickers, or stamps for extra decoration.



Tips:*

1. Use bright colours.
2. Be imaginative.
3. Show love and appreciation.





This activity encourages kids to get creative and spend quality time with their fathers.

Note:


CLICK A PHOTOGRAPH WITH YOUR FATHER WHILE DOING THE ACTIVITY AND SHARE IT WITH YOUR CLASS TEACHER ON FATHER'S DAY

*Happy Crafti


**"Hey kids!
Get ready for some fun! If you're going to
visit your grandparents' home, and we
want you to capture some special moments
with them. Take a picture with your
grandparents and paste it on the given
sheet . We'll treasure these memories
forever! Have a great time with your
grandparents and don't forget to smile for
the camera!"**



**WITH
DADI & DADU**



**WITH
NANI & NANU**



HAPPY SUMMER VACATION

“Enjoying every second under the
blue sky and bright sun”

